








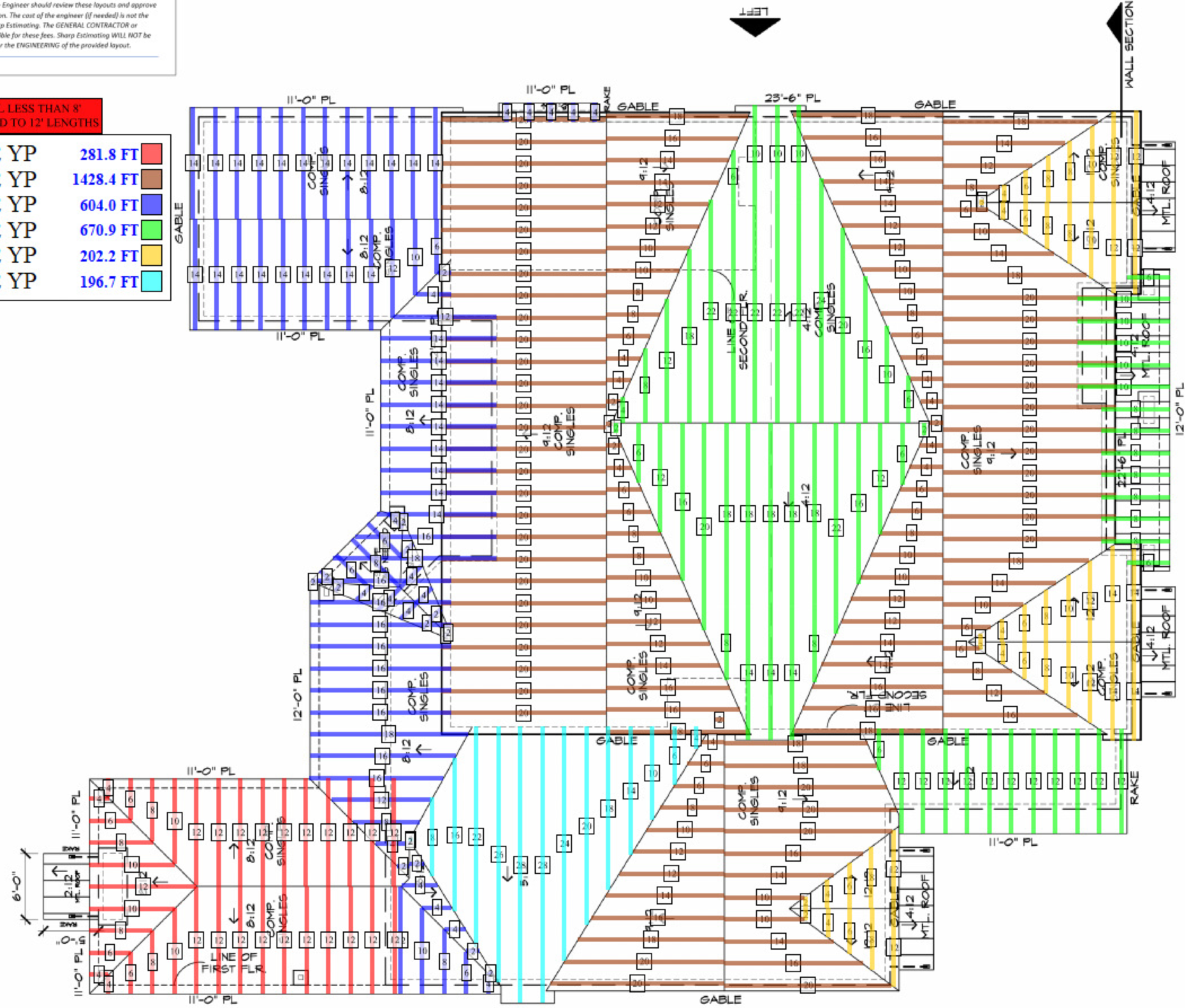

Sharp Estimating  
Material Take-Off Services Disclaimer  
The Layouts provided are not engineered or prepared by an Engineer

The layouts are simply to show the framer/builder how the estimator figured the structure. If needed, an Engineer should review these layouts and approve them prior to construction. The cost of the engineer (if needed) is not the responsibility of Sharp Estimating. The GENERAL CONTRACTOR or HOMEOWNER is responsible for these fees. Sharp Estimating WILL NOT be held responsible for the ENGINEERING of the provided layout.

**RAFTERS**

ALL MATERIAL LESS THAN 8'  
TO BE CONVERTED TO 12' LENGTHS

2X8 #2 YP	281.8 FT	
2X6 #2 YP	1428.4 FT	
2X6 #2 YP	604.0 FT	
2X6 #2 YP	670.9 FT	
2X6 #2 YP	202.2 FT	
2X6 #2 YP	196.7 FT	



WALL SECTION

